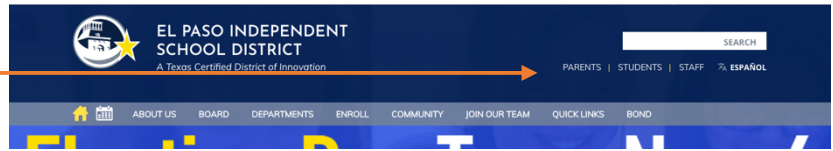


2019-2020 EPISD Special Programs Online Application Process

1. Go to www.episd.org
Click on “Parents”

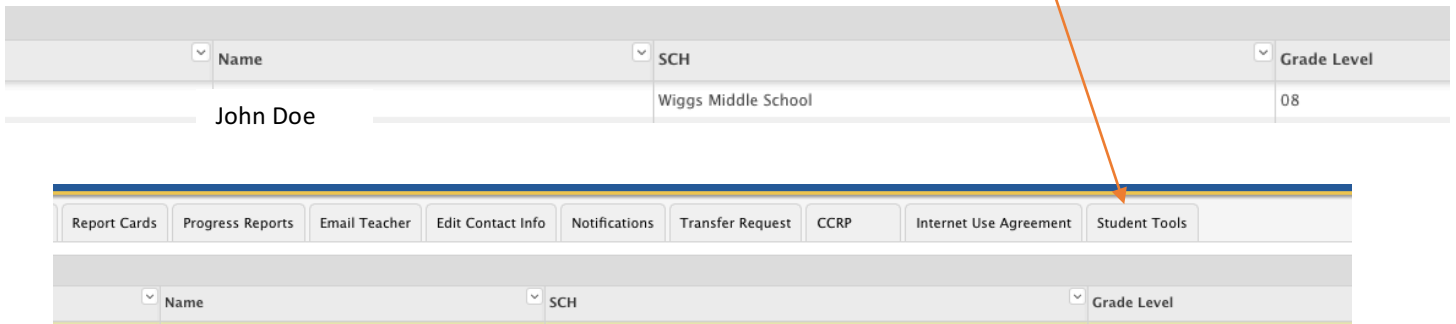


2. Scroll down, click on “Parent Portal” and log in

Parent Portal



3. Once logged in, click on a student, then click the “Student Tools” tab

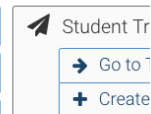


4. Click on “Apply to High School Program”

Student Tools

Hello Marcos F. Otero! Below is a list of student portal items.

- Class Schedule
- Apply to High School Program
- View Student Online Registration Forms
- Internet Usage Agreement
- Student Profile
- Volunteer for Online Registration Support




5. "Home" is the landing page

"Each Program's Requirements" shows what each program requires

"Edit Application" is where you apply

Oprime este botón para cambiar idioma



6. Read and click all acknowledgements, complete all sections, then submit

Select Program	None Selected
Student and Parent Commitment	Unacknowledged
University Interscholastic League	Unacknowledged
Summer Bridge Program	Unacknowledged
Testing Permission	Unacknowledged
Personal Essay	0 Characters
First Round Acceptance Notification	0/4 Required
Student Transfers after Acceptance	Unacknowledged
Signature	Unsigned
Save/Submit Application	

November 1 – 30

- First Round Online Applications for In-District and Out-of-District 8th-grade students are live.
- First Round Paper Applications for In-District and Out-of-District 8th-grade students are due to High School Program. (Applicant delivers directly to High School Program.)

December 3 – 7

- Students who submitted applications during the First Round will be notified whether or not they have been accepted to their selected High School Programs.

December 10 – 14

- Students must respond to the High School Program(s) at which they have been accepted of their intent to attend or to not attend